

## STAGEHAND™ STAGING



### ***Set up the perfect stage in seconds.***

You'll be amazed at how fast and easy Stagehand is to setup. Just roll Stagehand where you need it and the gas-assisted springs help you lower it smoothly and safely into position. And when you're done, it folds up just as easily and nests so compactly you'll hardly know it's there.

Stagehand is easier to handle than anything else on the market. It weighs less, stores in less space, is quieter, and gives you more for your money, too. Add a Stagehand to your facility and you can set up a stage nearly as fast as you can think of a need — pageants, lectures, assemblies, graduations — and Stagehand is ready. It's the true one-person stage specially designed to save you time, space, and money.




# STAGEHAND™ STAGING

## Long-lasting convenience.



Stagehand decks are lightweight, but also extremely rugged for years of reliable performance. The 4' x 8' platforms are available with Black finish, wood-tone tempered hardboard surface, or Grey carpet.

## Stores in small spaces.



Stagehand folds up very easily and nests so compactly you'll hardly know it's there. It's as easy to store as it is to use.

## Easy one-person setup — with no help, no tools, no trouble.



1. Roll it where you want it.



2. Fold out the legs.



3. Step on the pedal.



4. Pull down.



5. Gas-assisted springs lower it for you!

## PRODUCT SPECIFICATIONS:


- Easiest-to-handle design on the market.
- Weighs less than any other design.
- Stores in small spaces.
- Extremely quiet.
- Sets up nearly as fast as you can think of a need.
- Ideal for concerts, programs, pageants, lectures, assemblies, graduations, and more.
- 4' x 8' (122 cm x 244 cm) decks.
- 16" and 24" (41 cm and 61 cm) fixed elevations.
- 16"/24" (41/61 cm) and 24"/32" (61/81 cm) dual elevations.
- Platforms available in three surface finishes – Standard Black, Natural or Grey Carpet.
- Skirting, stairs, and guardrails are also available.

### Stagehand Decks, 4' x 8'


- 178A515** Black, 16" (41 cm) elevation, 158 lbs. (71.6 kg.)
- 178A516** Black, 24" (61 cm) elevation, 163 lbs. (74 kg.)
- 178A518** Black, 16"/24" (41/61 cm) dual elevation, 165 lbs. (75 kg.)
- 178A519** Black, 24"/32" (61/81 cm) dual elevation, 170 lbs. (77 kg.)
- 178A521** Grey carpet, 16" elevation, 166 lbs. (75.3 kg.)
- 178A522** Grey carpet, 24" elevation, 171 lbs. (77.5 kg.)
- 178A524** Grey carpet, 16"/24" (41/61 cm) dual elevation, 173 lbs. (78.5 kg.)
- 178A525** Grey carpet, 24"/32" (61/81 cm) dual elevation, 178 lbs. (80.7 kg.)



Standard Surface  
Black (Moroccan)



Natural



Grey Carpet

© 2009 Wenger Corporation  
USA/2-09/2M/W/LT0025C

**WENGER CORPORATION**  
555 Park Drive, PO Box 448  
Owatonna, MN 55060-0448  
Phone 800.4WENGER (493-6437)  
Fax 507.455.4258  
Parts & Service 800.887.7145

**WENGER CORPORATION**  
CANADA REPRESENTATIVE OFFICE  
Phone 800.268.0148

**WENGER CORPORATION**  
BEIJING REPRESENTATIVE OFFICE  
Tel 0086-10-84972502  
Fax 0086-10-84972575

**WORLDWIDE**  
Phone 1.507.455.4100  
Fax 1.507.774.8576

**WEB SITE**  
wengercorp.com

**Wenger®**  
Your Performance Partner